





fixed-mounted circuit breaker 3-pole, size II, IEC In=2500A to 690V, AC50/60Hz Icu=66kA at 500V rear connection horizontal Overcurrent release ETU 25 LSI protection adjustable 0.4-1 in With manual operating mechanism with storage with mechanical request without 1st auxiliary release without 2nd auxiliary release 2NO+2NC

Model	
product brand name	SENTRON
product designation	ACB
design of the product	IEC 60947-2
design of the actuating element	Pushbutton
type of the driving mechanism	Manual operating mechanism with mechanical closing
type of the driving mechanism / motor drive	No
design of the overcurrent release	ETU25B
General technical data	
number of poles	3
size of the circuit-breaker	2
utilization category	B
circuit-breaker / Design	3WL1
Voltage	
Rated insulation voltage Ui	1 000 V
insulation voltage / rated value	1 000 V
operating voltage	
• at AC / at 50/60 Hz / rated value	690 V
Protection class	
protection class IP	IP20
protection class IP / on the front	IP20
protection function of the overcurrent release	LSI
Dissipation	
power loss [W]	
• for rated value of the current / at AC / in hot operating state / per pole	90 W
• maximum	270 W
Current	
continuous current / rated value / maximum	2 500 A
continuous current / rated value	2 500 A
adjustable current response value current	
• of the current-dependent overload release / full-scale value	2 500 A
• of instantaneous short-circuit trip unit / minimum	50 000 A
• of instantaneous short-circuit trip unit / maximum	50 000 A
Main circuit	
operating frequency	
• 1 / rated value	50 Hz
• 2 / rated value	60 Hz
operational current	
• at 40 °C / rated value	2 500 A
• at 50 °C / rated value	2 500 A
• at 55 °C / rated value	2 500 A
• at 60 °C / rated value	2 500 A
• at 65 °C / rated value	2 500 A
• at 70 °C / rated value	2 280 A
Auxiliary circuit	

number of NC contacts / for auxiliary contacts	2		
number of NO contacts / for auxiliary contacts	2		
Suitability			
suitability for use	Plant / motor protection		
Adjustable parameters			
adjustable current response value current / of the current-dependent overload release / initial value	1 000 A		
Product details			
product component			
• trip indicator	Yes		
• voltage trigger	No		
• undervoltage release	No		
design of the auxiliary switch	2 NO + 2 NC		
product extension / optional / motor drive	Yes		
Product function			
product function			
• grounding protection	No		
• phase failure detection	Yes		
Display and operation			
display version	without display		
Short circuit			
breaking capacity operating short-circuit current (Ics)			
• at 415 V / rated value	66 kA		
• at 500 V / rated value	66 kA		
• at 690 V / rated value	50 kA		
breaking capacity maximum short-circuit current (Icu)			
• at 415 V / rated value	66 kA		
• at 500 V / rated value	66 kA		
• at 690 V / rated value	50 kA		
Connections			
arrangement of electrical connectors / for main current circuit	Main connection rear side horizontal		
type of electrical connection / for main current circuit	busbar connection		
Mechanical Design			
height	440.5 mm		
width	460 mm		
depth	337 mm		
fastening method	fixed mounting		
Environmental conditions			
ambient temperature / during operation			
• minimum	-20 °C		
• maximum	70 °C		
ambient temperature / during storage			
• minimum	-40 °C		
• maximum	70 °C		
Certificates			
reference code			
• acc. to DIN EN 61346-2	Q		
• acc. to IEC 81346-2	Q		
General Product Approval	EMC	Declaration of Conformity	Test Certificates
 CCC	 EAC	 RCM	 EG-Konf.
		UK Declaration of Conformity	Type Test Certificates/Test Report
Test Certificates	Marine / Shipping		

[Miscellaneous](#)

[Special Test Certificate](#)



Marine / Shipping

other

[CCS / China Classification Society](#)

[Environmental Confirmations](#)

[Miscellaneous](#)

[Confirmation](#)

[Miscellaneous](#)

Further information

Industry Mall (Online ordering system)

<https://mall.industry.siemens.com/mall/en/en/Catalog/product?mfb=3WL1225-2CB32-1AA2>

Service&Support (Manuals, Certificates, Characteristics, FAQs,...)

<https://support.industry.siemens.com/cs/ww/en/ps/3WL1225-2CB32-1AA2>

Image database (product images, 2D dimension drawings, 3D models, device circuit diagrams, ...)

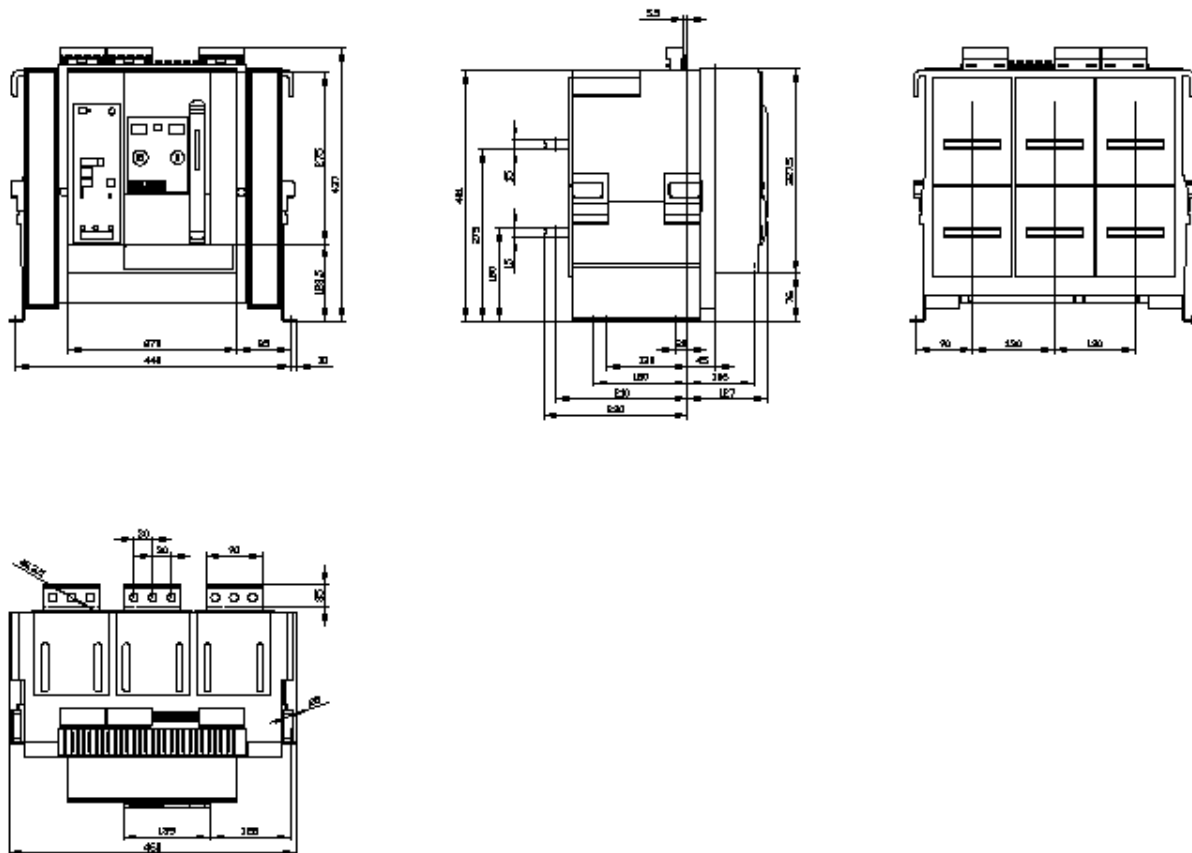
http://www.automation.siemens.com/bilddb/cax_en.aspx?mfb=3WL1225-2CB32-1AA2

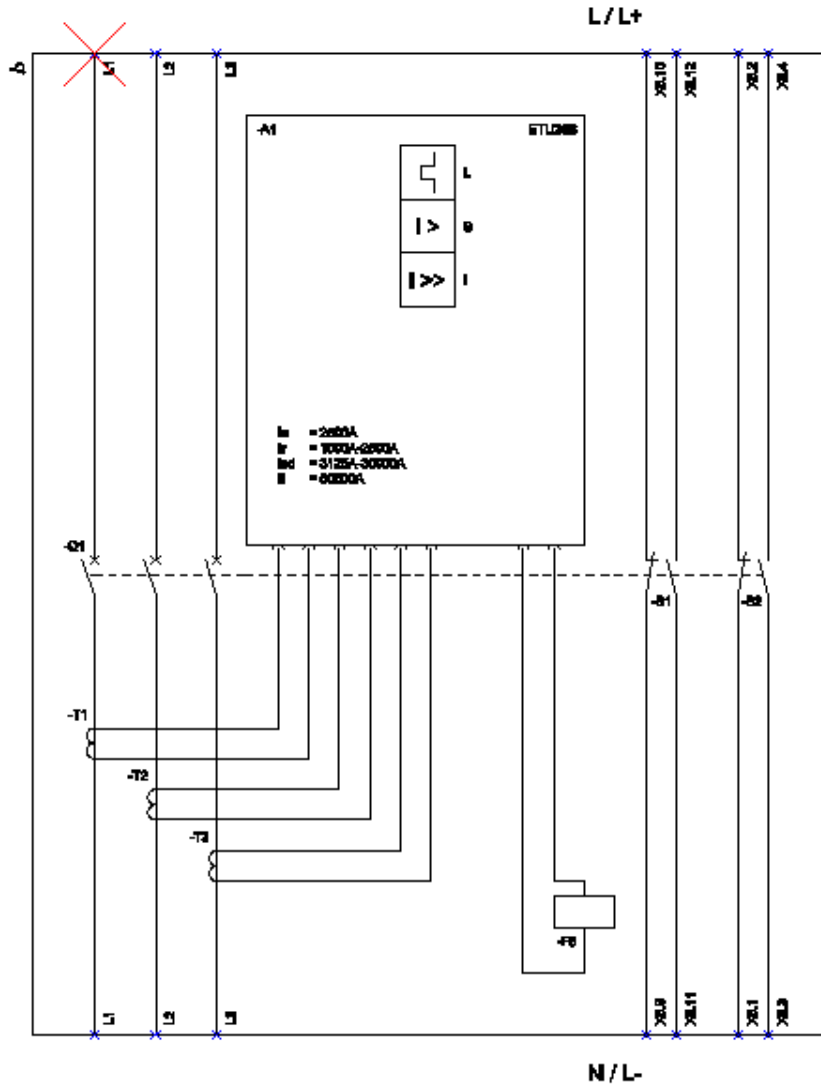
CAX-Online-Generator

<http://www.siemens.com/cax>

Tender specifications

<http://www.siemens.com/specifications>





L (Long Time Delay / Überlastschutz); S (Short Time Delay / Kurzschlusschutz, Kurzzeitversögert);
 I (Instantaneous / Kurzschlusschutz, unversögert); FS (Flaglock for trip unit / Anschlagpunkt);
 S1 - S9 (Auxiliary switch / Hilfeschalter);

last modified:

3/30/2020 

